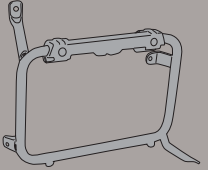










# PL4103CAM

PORTAVALIGIE LATERALE SPECIFICO - SPECIFIC TUBULAR SIDE-CASE HOLDER - PORTE-VALISES LATÉRAUX SPÉCIFIQUE  
 SPEZIFISCHES STAHLROHR-SEITENTRAEGER - PORTA MALETAS LATERALES ESPECÍFICO - TRONCO LADO ESPECÍFICO

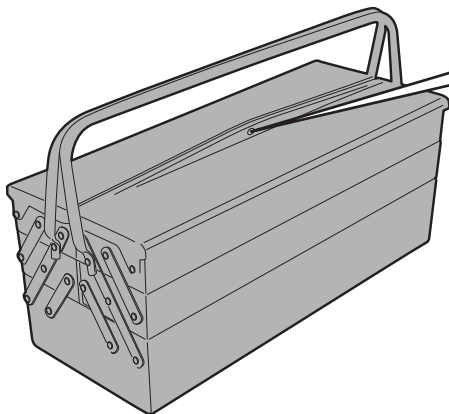
## KAWASAKI VERSYS 650 (2010-2013)

N°	Descrizione	Caratteristiche	Codice	Quantità	
1	Supporto - Support - Support Halterung - Soporte - Apoio	-	-	2 (Dx,Sx)	
2	Ponte Posteriore - Rear Bridge - Pont Postérieure Verbindungsrohr - Puente Trasero - Ponte Traseira	-	-	1	
3	Supporto - Support - Support Halterung - Soporte - Apoio	Sp. 2mm	GL1657	1	
4	Vite - Screw Vis - Schraube Tornillo - Parafuso	TCEI M8x30	830TCEI	2	
5	Vite - Screw Vis - Schraube Tornillo - Parafuso	TEF M6x16	616TEF	2	
6	Vite - Screw Vis - Schraube Tornillo - Parafuso	TEF M8x16	816TEF	2	
7	Vite - Screw Vis - Schraube Tornillo - Parafuso	TEF M8x60	860TEF	2	
8	Dado - Bolt - Ecrou Mutter - Tuerca - Porca	Auto Bloccante Flangiato Ribassato M6	6DADIABFN	2	
9	Dado - Bolt - Ecrou Mutter - Tuerca - Porca	Auto Bloccante Flangiato M8	8DADIAFLN	2	
10	Componenti Originali Original Parts Parties Originales Original Bauteile Componentes Originales	-	-	-	-
11	Particolari Inclusi Nel Kit Viteria Del Monorack Components Included In The Fitting Kit Of The Monorack Pièces Inclues Dans Le Kit De Vis De El Monorack Die Einzelnen Teile Sind Bei Montagekit Der Monorack Enthalten Despieces Incluidos En El Kit De Anclajes De El Monorack Explodiu incluido no kit esteios do Monorack	-	-	-	-
12	Particolari Inclusi Nel Kit Aggiuntivo Components Included In The Additional Fitting Kit Pièces Inclues Dans Le Kit De Vis Additionnel Die Einzelnen Teile Sind Bei Zusatlichem Montagekit Enthalten Despieces Incluidos En El Kit Adicional Particular Incluido No Kit Adicional	-	-	-	-

# PL4103CAM

PORTAVALIGIE LATERALE SPECIFICO - SPECIFIC TUBULAR SIDE-CASE HOLDER - PORTE-VALISES LATÉRAUX SPÉCIFIQUE  
SPEZIFISCHES STAHLROHR-SEITENTRAEGER - PORTA MALETAS LATERALES ESPECÍFICO - TRONCO LADO ESPECÍFICO

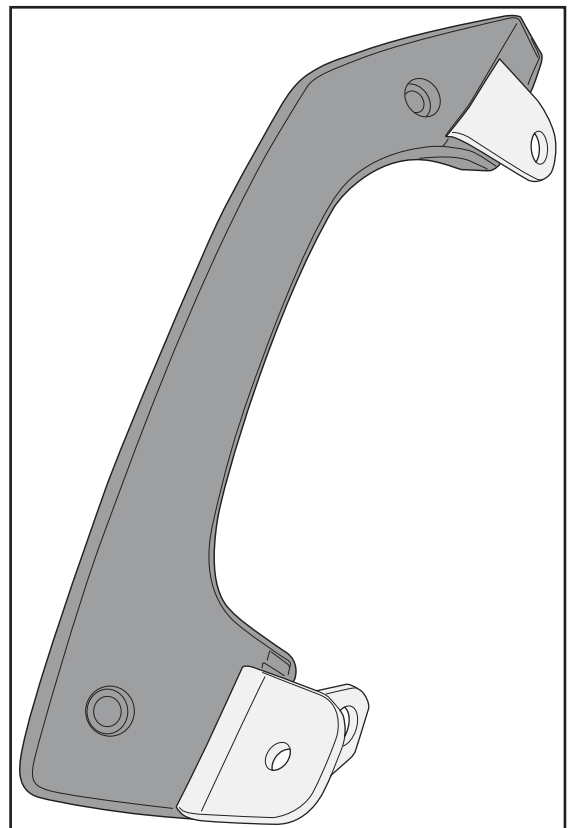
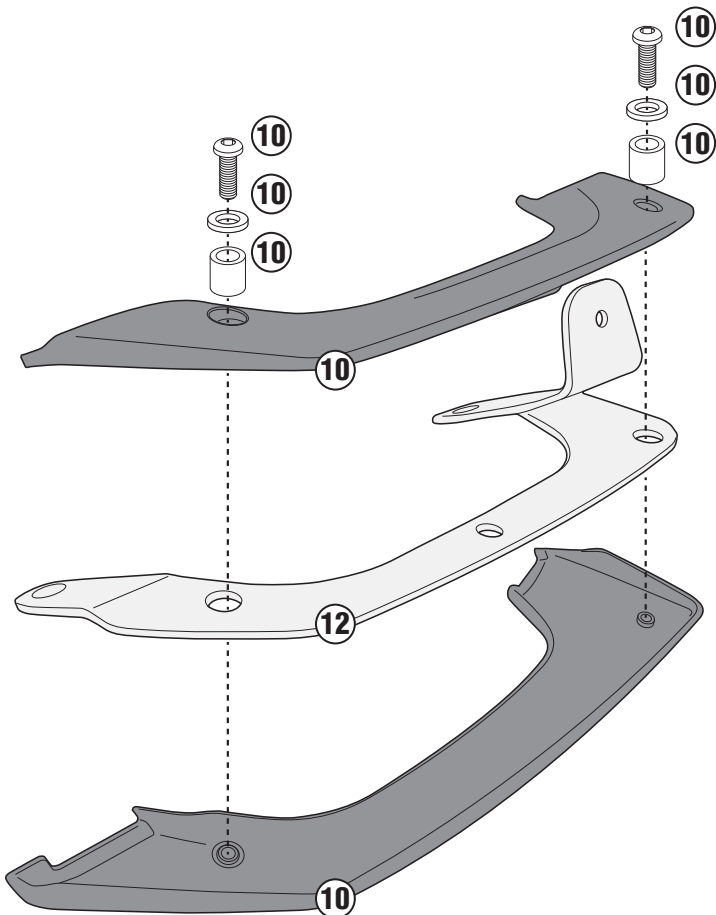
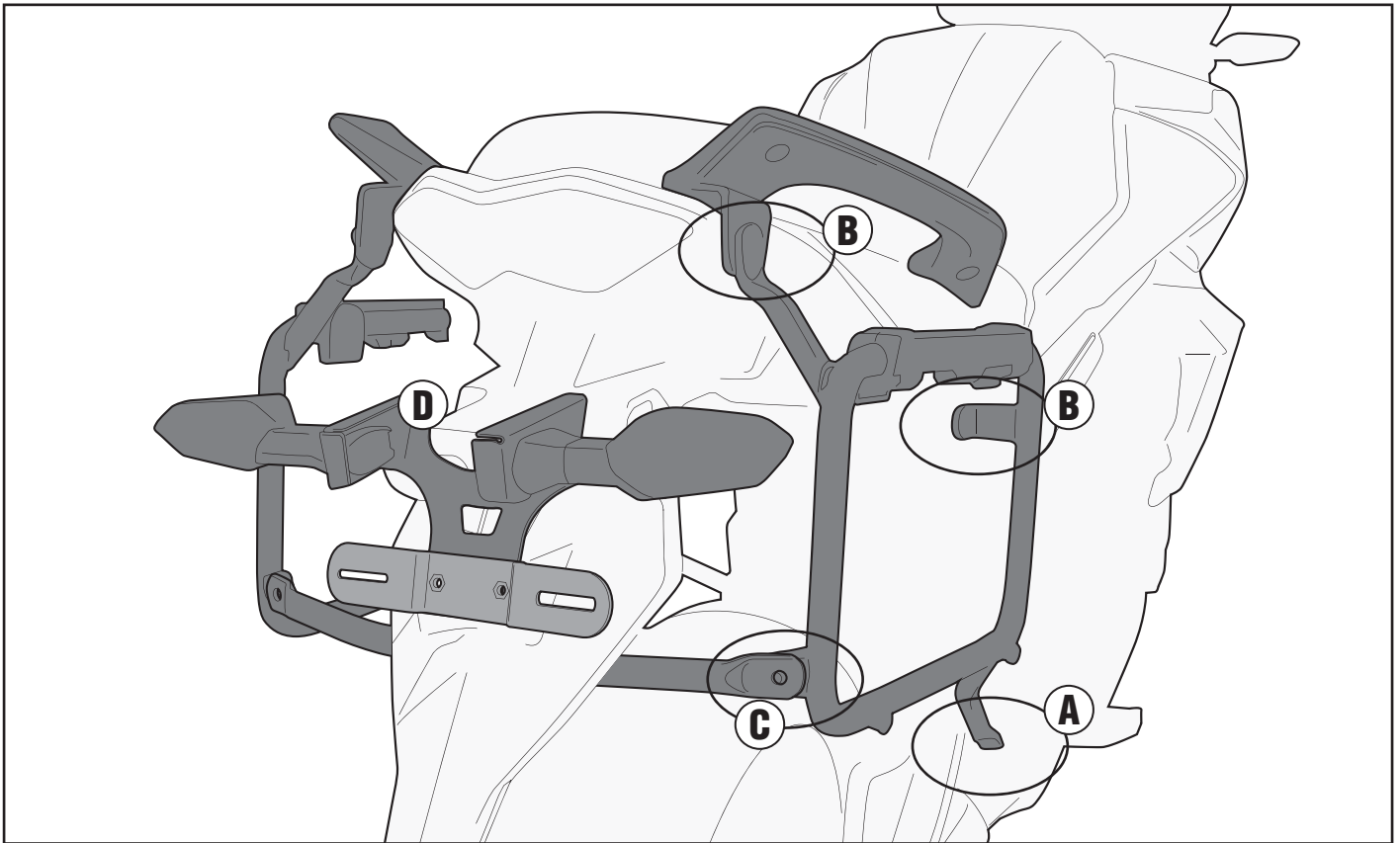
**KAWASAKI    VERSYS 650    (2010-2013)**



# PL4103CAM

PORTAVALIGIE LATERALE SPECIFICO - SPECIFIC TUBULAR SIDE-CASE HOLDER - PORTE-VALISES LATÉRAUX SPÉCIFIQUE  
SPEZIFISCHES STAHLROHR-SEITENTRAEGER - PORTA MALETAS LATERALES ESPECÍFICO - TRONCO LADO ESPECÍFICO

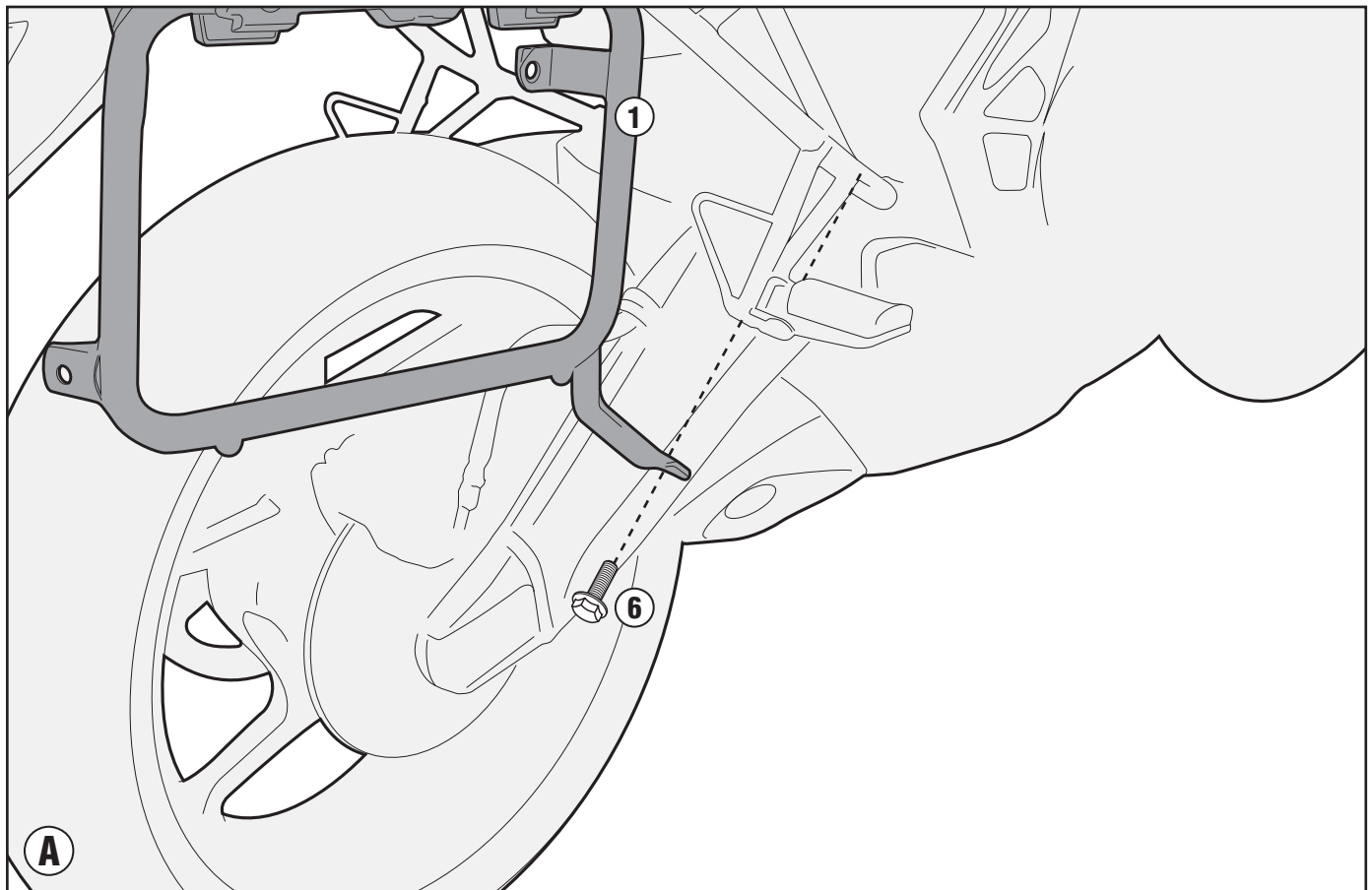
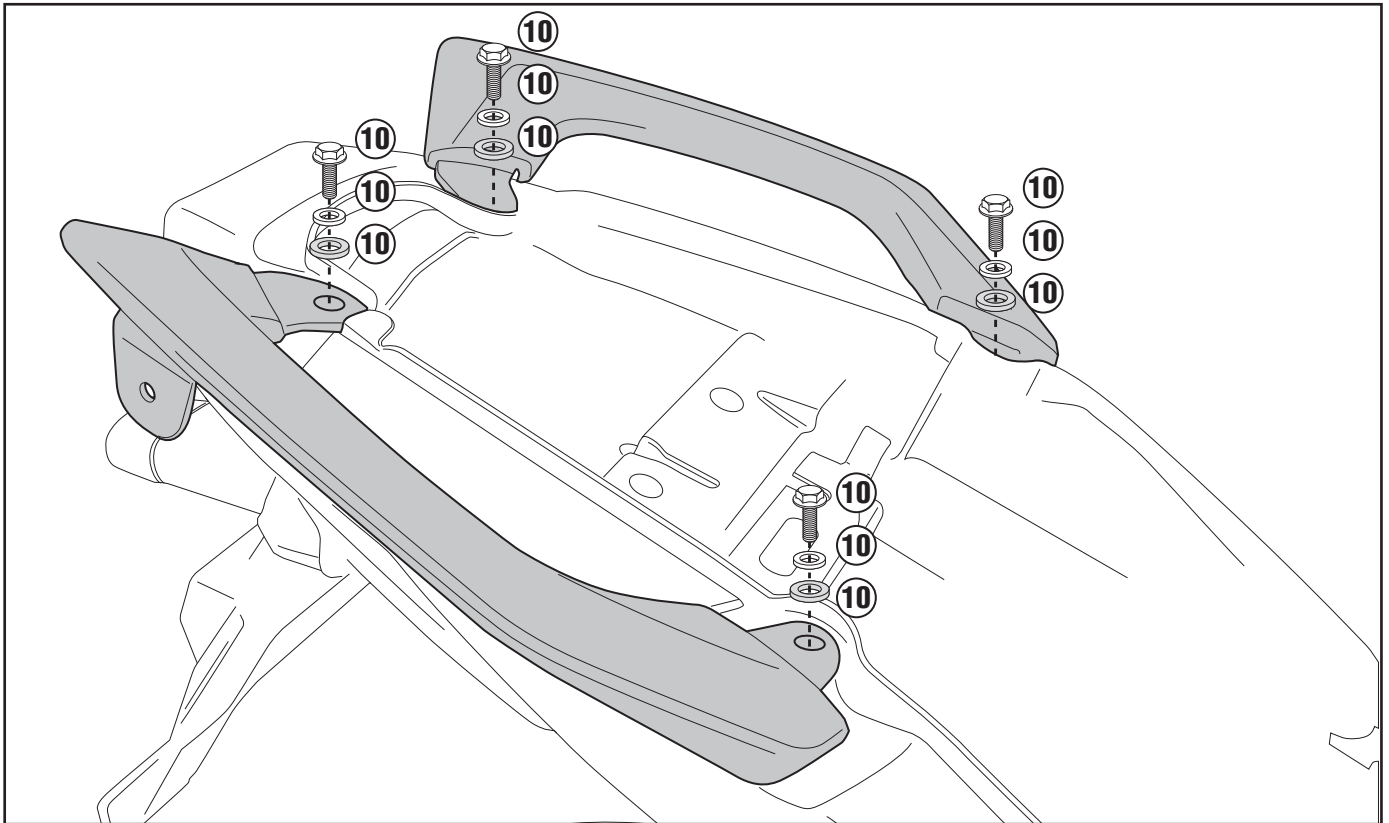
## KAWASAKI VERSYS 650 (2010-2013)



# PL4103CAM

PORTAVALIGIE LATERALE SPECIFICO - SPECIFIC TUBULAR SIDE-CASE HOLDER - PORTE-VALISES LATÉRAUX SPÉCIFIQUE  
SPEZIFISCHES STAHLROHR-SEITENTRAEGER - PORTA MALETAS LATERALES ESPECÍFICO - TRONCO LADO ESPECÍFICO

**KAWASAKI**      **VERSYS 650**      (2010-2013)

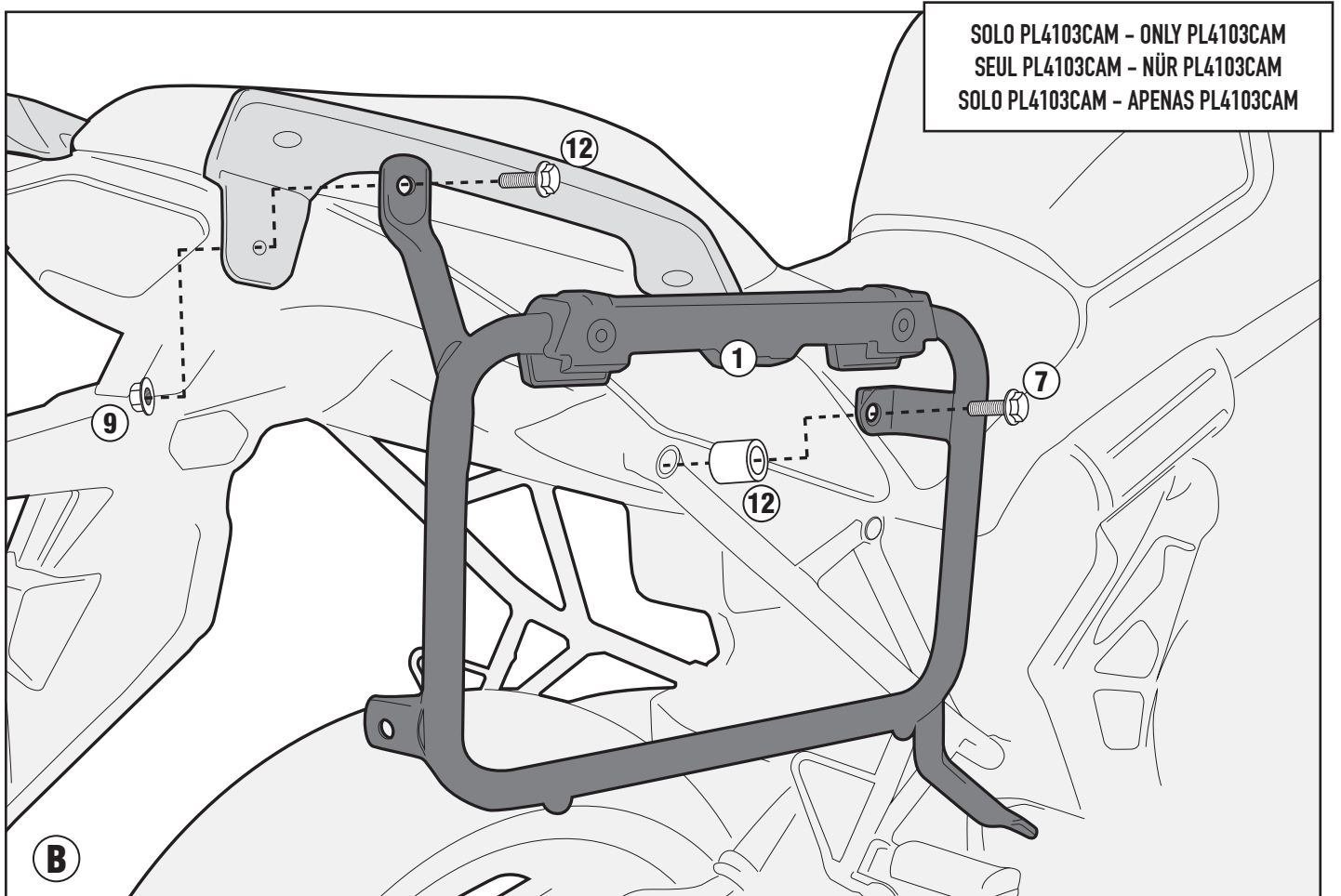
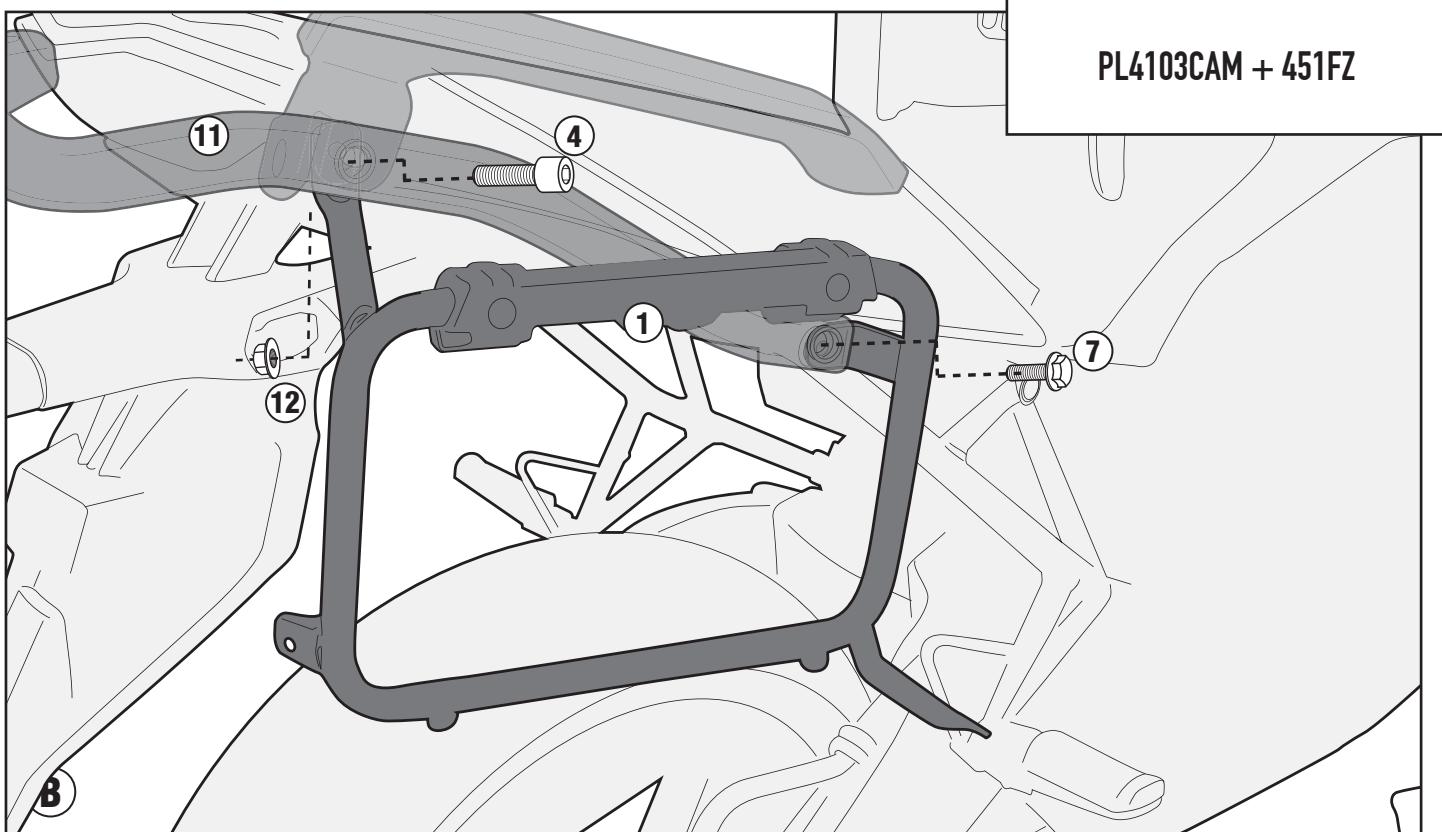


ISTRUZIONI DI MONTAGGIO - MOUNTING INSTRUCTIONS  
INSTRUCTIONS DE MONTAGE - BAUANLEITUNG  
INSTRUCCIONES DE MONTAJE - INSTRUÇÕES DE MONTAGEM

# PL4103CAM

PORTAVALIGIE LATERALE SPECIFICO - SPECIFIC TUBULAR SIDE-CASE HOLDER - PORTE-VALISES LATÉRAUX SPÉCIFIQUE  
SPEZIFISCHES STAHLROHR-SEITENTRAEGER - PORTA MALETAS LATERALES ESPECÍFICO - TRONCO LADO ESPECÍFICO

**KAWASAKI** **VERSYS 650** (2010-2013)



ISTRUZIONI DI MONTAGGIO - MOUNTING INSTRUCTIONS  
INSTRUCTIONS DE MONTAGE - BAUANLEITUNG  
INSTRUCCIONES DE MONTAJE - INSTRUÇÕES DE MONTAGEM

# PL4103CAM

PORTAVALIGIE LATERALE SPECIFICO - SPECIFIC TUBULAR SIDE-CASE HOLDER - PORTE-VALISES LATÉRAUX SPÉCIFIQUE  
SPEZIFISCHES STAHLROHR-SEITENTRAEGER - PORTA MALETAS LATERALES ESPECÍFICO - TRONCO LADO ESPECÍFICO

**KAWASAKI**      **VERSYS 650**      (2010-2013)

